VB15 (14 x 30)
ESC 1:50

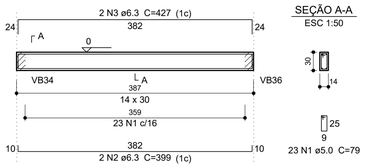

SEÇÃO A-A
ESC 1:50

VB16 (14 x 30)
ESC 1:50

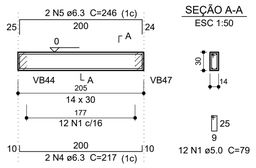

SEÇÃO A-A
ESC 1:50

VB17 (14 x 30)
ESC 1:50

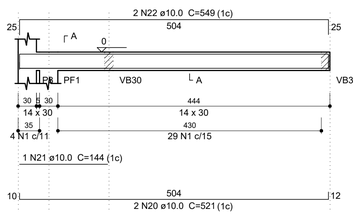

SEÇÃO A-A
ESC 1:50

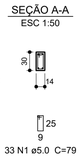

VB18 (14 x 30)
ESC 1:50

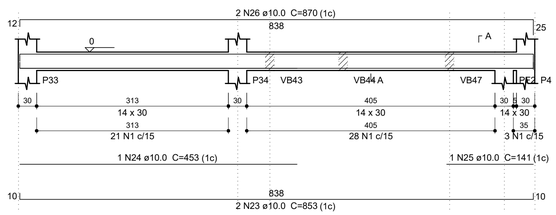

SEÇÃO A-A
ESC 1:50

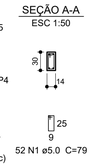

VB19 (14 x 30)
ESC 1:50

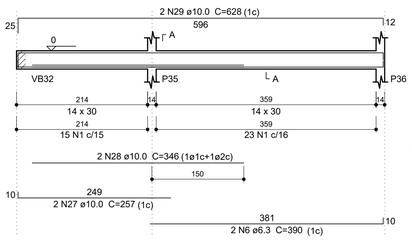

SEÇÃO A-A
ESC 1:50

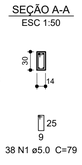

VB20 (14 x 30)
ESC 1:50

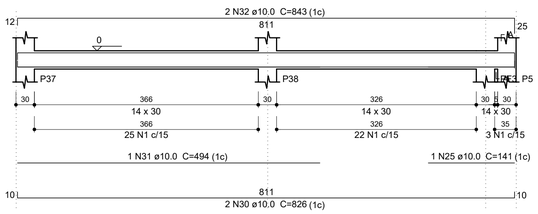

SEÇÃO A-A
ESC 1:50

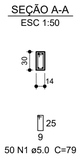

VB21 (14 x 30)
ESC 1:50

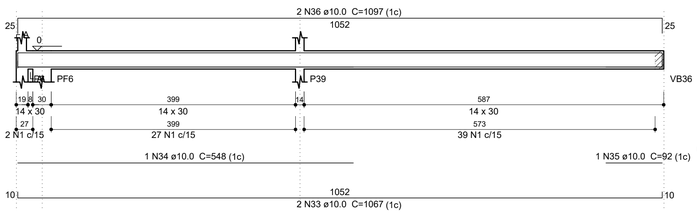

SEÇÃO A-A
ESC 1:50

VB22 (14 x 30)
ESC 1:50

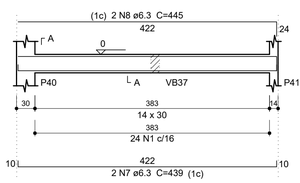

SEÇÃO A-A
ESC 1:50

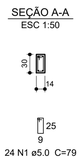

VB23 (14 x 30)
ESC 1:50

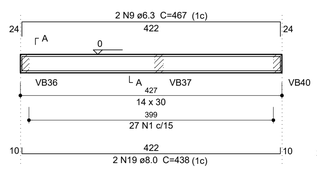

SEÇÃO A-A
ESC 1:50

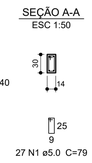

VB24 (14 x 30)
ESC 1:50

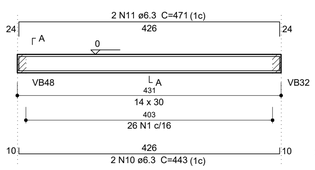

SEÇÃO A-A
ESC 1:50

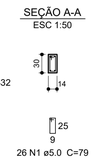

VB25 (14 x 30)
ESC 1:50

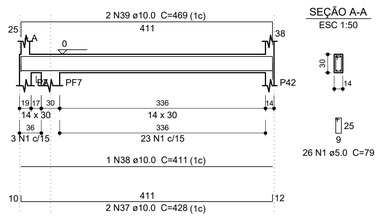

SEÇÃO A-A
ESC 1:50

VB26 (14 x 30)
ESC 1:50

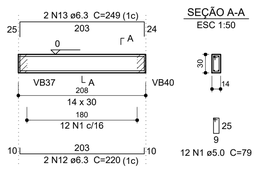

SEÇÃO A-A
ESC 1:50

Relação do aço

VB15	VB16	VB17
VB18	VB19	VB20
VB21	VB22	VB23
VB24	VB25	VB26
VB27	VB28	VB29
VB30	VB31	

AÇO	N	DIAM (mm)	QUANT	C.UNIT (cm)	C.TOTAL (cm)
CA60	1	5.0	678	79	53562
CA50	2	6.3	2	399	798
	3	6.3	2	427	854
	4	6.3	2	217	434
	5	6.3	2	246	492
	6	6.3	2	390	780
	7	6.3	2	439	878
	8	6.3	2	445	890
	9	6.3	2	467	934
	10	6.3	2	443	886
	11	6.3	2	471	942
	12	6.3	2	220	440
	13	6.3	2	249	498
	14	6.3	2	430	860
	15	6.3	2	395	790
	16	6.3	2	423	846
	17	6.3	2	422	844
	18	6.3	2	850	1700
	19	8.0	2	438	876
	20	10.0	2	521	1042
	21	10.0	1	144	144
	22	10.0	2	549	1098
	23	10.0	2	853	1706
	24	10.0	1	453	453
	25	10.0	2	141	282
	26	10.0	2	870	1740
	27	10.0	2	257	514
	28	10.0	2	346	692
	29	10.0	2	628	1256
	30	10.0	2	826	1652
	31	10.0	1	494	494
	32	10.0	2	843	1686
	33	10.0	2	1067	2134
	34	10.0	1	548	548
	35	10.0	1	92	92
	36	10.0	2	1097	2194
	37	10.0	2	428	856
	38	10.0	1	411	411
	39	10.0	2	469	938
	40	10.0	2	614	1228
	41	10.0	2	717	1434
	42	10.0	2	1032	2064
	43	10.0	2	977	1954
	44	10.0	1	121	121
	45	10.0	2	350	700
	46	10.0	4	1199	4796
	47	10.0	2	264	528
	48	10.0	8	86	688
	49	10.0	2	825	1650
	50	10.0	1	335	335
	51	10.0	2	251	502
	52	10.0	2	541	1082
	53	10.0	2	234	468
	54	10.0	1	101	101
	55	10.0	2	277	554

Resumo do aço

AÇO	DIAM (mm)	C.TOTAL (m)	QUANT + 10 % (Barras)	PESO + 10 % (kg)
CA50	6.3	138.7	13	37.3
	8.0	8.8	1	3.8
	10.0	381.4	35	258.6
CA60	5.0	535.7	50	90.8

PESO TOTAL (kg)	
CA50	299.8
CA60	90.8

Volume de concreto (C-25) = 4.2 m³
Área de forma = 74 m²

VB27 (14 x 30)
ESC 1:50

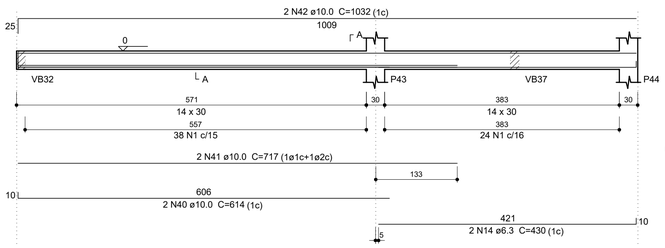

SEÇÃO A-A
ESC 1:50

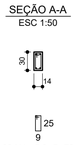

VB30 (14 x 30)
ESC 1:50

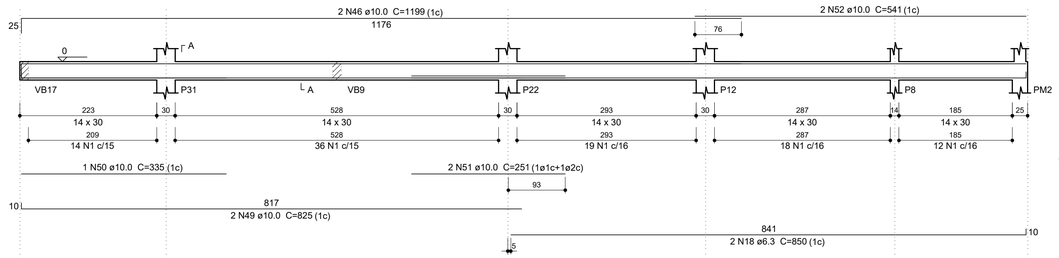

SEÇÃO A-A
ESC 1:50

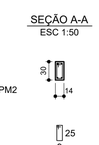

VB29 (14 x 30)
ESC 1:50

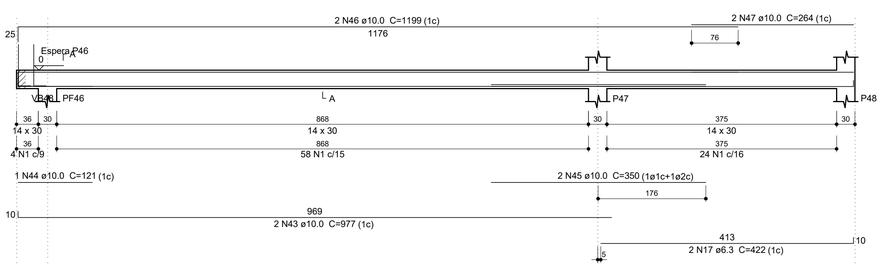

SEÇÃO A-A
ESC 1:50

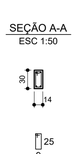

ESPERA P46
ESC 1:50

VB28 (14 x 30)
ESC 1:50

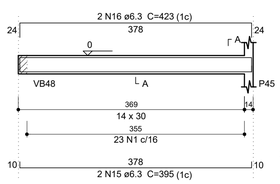

SEÇÃO A-A
ESC 1:50

VB31 (14 x 30)
ESC 1:50

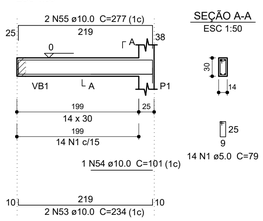

SEÇÃO A-A
ESC 1:50

SOUZA CAMARGOS ENGENHARIA
Contatos: (37) 3215 - 0267
E-mail: souzacamargos.projetos@gmail.com

RESPONSÁVEL TÉCNICO:
FELIPE HENRIQUE CAMARGOS:09990257671
Assinado de forma digital por FELIPE HENRIQUE CAMARGOS:09990257671
Dados: 2023.06.28 21:35:59 -03'00'
FELIPE HENRIQUE CAMARGOS
CREA: 248.394/D

RESPONSÁVEL PELA OBRA:
ELDER CORREA DE FREITAS:20179456687
Assinado de forma digital por ELDER CORREA DE FREITAS:20179456687
Dados: 2023.06.29 10:06:01 -03'00'
MUNICÍPIO DE LEANDRO FERREIRA
CNPJ: 18.291.351/0001-64

PROJETO DE DIMENSIONAMENTO DE ESTRUTURA EM CONCRETO ARMADO

CONTÉM: DETALHAMENTO VIGAS BALDRAME 2-4.	ASSUNTO: PROJETO EXECUTIVO DE DIMENSIONAMENTO DE REDE HIDRÁULICA PREDIAL		
	LOCAL: AV. D. ISABEL, Nº 73 - CENTRO, LEANDRO FERREIRA/MG		
	FINALIDADE: SAÚDE		
	RESPONSÁVEL: MUNICÍPIO DE LEANDRO FERREIRA		
	ÁREA DO TERRENO: 791,26 m²		
	ÁREA EDIFICADA: 542,22 m²		FOLHA: 14/27
	DESENHO: THALYS DE SOUZA	DATA: 27/06/2023	REVISÃO: 00/2023

Formato A1 - 841x594mm